



## Bria Mobile: VoIP Softphone setup guide

Please check to make sure all items with the **GREEN arrow** are selected and / or match with your app.

The Android and iOS apps have the same settings, however, some items are not on the same order from top to bottom.

Each Bria user will be provided with login details.

- Username – Sample (202-customer)
- Password
- Domain / Server – Sample (se-us1.myvoice.cloud:5081)

4:39 AM

95%



**COUNTERPATH**

## **Bria Mobile**

The trusted VoIP softphone for everyday communication.



**GET STARTED**

By clicking "Get Started" you accept the  
[End User License Agreement](#)

## Permissions



### Phone

Allow Bria Mobile to access phone status and initiate phone calls.



### Microphone

Allow Bria Mobile to access your microphone for phone calls.




### Call Heads

Allow Bria Mobile to display over other apps. This permission will help you return to an active Bria Mobile call while using other apps.



### Battery

Please ignore battery optimizations so Bria Mobile can stay connected in the background.



CONTINUE

4:39 AM

95%



COUNTERPATH



Allow **Bria Mobile** to make and manage phone calls?



ALLOW

DENY

4:39 AM

95%



COUNTERPATH



Allow **Bria Mobile** to record  
audio?

WHILE USING THE APP



ONLY THIS TIME

DENY

4:40 AM

95%



# Bria Mobile


Stay Connected Wherever  
You Go.

HD Audio and Video Calls, Presence and  
Messaging, improved Battery Life with Bria  
Push Service included.

Try it for **14 days free!**

Subscription not charged if cancelled within  
trial.

By proceeding, you agree with CounterPath's [End User  
License Agreement](#) and [Privacy Policy](#).



NEXT


7:31 PM

69%



## Accounts

You don't have any accounts.  
Please tap on the plus to add a new  
account.



7:31 PM

69%

## Account Types



### User-defined Generic Accounts

SIP



Making Calls

XMPP

Presence and IM

### Calling and Messaging Providers



123Cloud



1VOIP 4 ALL & SWISS



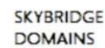
2P twophone



440Hz



7talk



A-NETPHONE ONLINE



A1



Abronix



Adaptium Voice



✕ Account Details ✓

Account Name  
onCloud 

User Details

Display As  
Val R 

Username  
202-oncloud  Sample only. Please refer to the login details provided to you.

Password  
\*\*\*\*\*  Sample only. Please refer to the login details provided to you.

Domain  
se-us3.myvoice.cloud:5081  Sample only. Please refer to the login details provided to you.

Bria Push Service

Use Push Notifications  

Push Registration Mode  
Continuous 

NAT Emulation  

Push Advanced

7:01 PM

63%



## Push Advanced



SIP Proxy  
<empty>

Insert RInstance



Disable Hash Token



Auto Send 180



Disable Domain Override



Server Refresh Interval

600





## Account Advanced



### Account Additional

Outbound Proxy

<empty>

Authorization Name

<empty>

### Default Network Traversal

Network Traversal Strategy

Server Managed

### SIP Registration

Incoming Calls



Wi-Fi Refresh Interval

300



Mobile Refresh Interval

300



### Keep Alive

Wi-Fi Interval

300





## Account Advanced



Wi-Fi Interval

300

Mobile Interval

300

### IP Version Selection

---

Wi-Fi IP Version

Prefer IPv4

Mobile IP Version

Prefer IPv4

### Transport and Security

---

SIP Transport

TLS 

Encrypt Media

Always 

### Media Options

---

SIP Port Start

0

SIP Port End

0



7:06 PM   

   62%



## Account Advanced



Enable PRACK



Force Outbound Proxy



Use SIP Instance



### TLS Cert Management

---

Verify TLS Cert



Legacy Server Connect



### DTMF Type

---

Send DTMF using  
RFC 2833

### Call Dialing

---

Use Tel Uri



Strip Foreign Domain



### Custom DNS Servers

---


DNS Servers





10:27 PM

53%



**Phone Ready**  
onCloud



COUNTERPATH

**'Phone Ready' means you  
have successfully setup the  
Bria Mobile app. ✓✓✓**

1

2  
ABC

3  
DEF

4  
GHI

5  
JKL

6  
MNO

7  
PQRS

8  
TUV

9  
WXYZ

\*

0  
+

#



Phone



Contacts



History



Messaging